

NOVIKSHAKE RS8
NOVIK

NovikShake RS8 8" Cedar Shake

SKU: NOVIK-RS8

WEIGHT

3.1 lbs / 1.4 kg per panel

WARRANTY

Lifetime Limited Warranty

COLOURS

19 available

PROFILES

Rough Sawn 8" Shake (RS8)

NovikShake RS8 brings the authentic look of real cedar shakes to any exterior — without the maintenance. Available in 19 colours across three distinct finish groups, the RS8 delivers genuine rough-sawn wood texture with the durability of engineered polymer. Whether you choose the rich multi-tonal depth of Stain Natural, the layered look of Blended, or the clean coverage of Solid colours, NovikShake RS8 is engineered for Canadian climates and backed by a Lifetime Limited Warranty.


Key Features

- Professional grade — light enough for one-person installation in a fraction of the time
- Less waste — single course generates less waste on side walls and gables
- Impervious to moisture — can be installed at ground level or at the roofline
- Requires little to no maintenance — no painting, staining, or caulking required
- CCMC 13420-R / ICC-ES / TDI approved
- Easy to install using traditional tools
- Seamless joints — attractive visual appearance
- Durable — resistant to rotting, warping, cracking, expansion, and contraction
- Lifetime Limited Warranty
- 19 colours in 3 finish groups: Stain Natural, Blended & Solid

Available Colours

STAIN NATURAL

5 colours



Ebony

Walnut

Sequoia

Teak

Oak

BLENDED

3 colours




Weathered Blend

Cedar Blend

Canyon Blend

SOLID

11 colours



Anthracite

Basalt

Brownstone

Coffee Bean

Windsor Blue

Brunswick Green

Coventry Gray

Rockaway Gray

Heritage Gray

Sandstone

White

Profiles & Specifications

RS8-SN

RS8 Stain Natural

The Rough Sawn 8' Shake panel offers the authentic detail of Rough Sawn Cedar. Multi-tonal stain finish replicates natural weathered wood with rich colour variation across each shake.




Length	95.3" exp. / 96.5" full (241.9 cm / 245.1 cm)
Height / Width	6.6" exp. / 8.5" full (16.8 cm / 21.6 cm)
Panel Weight	3.1 lbs (1.4 kg) per panel
Panels / Box	22 pcs/box
Coverage	Approx. 100 sq. ft. (9.3 m ²) per box
Installation	Horizontal — full facade or accent zones

* Stain Natural finishes feature hand-applied multi-tonal colour variation for an authentic weathered wood appearance.

RS8-BL

RS8 Blended

The Rough Sawn 8' Shake panel offers the authentic detail of Rough Sawn Cedar. Blended finishes combine two natural cedar tones within each shake for a dynamic, dimensional appearance.



Length	95.3" exp. / 96.5" full (241.9 cm / 245.1 cm)
Height / Width	6.6" exp. / 8.5" full (16.8 cm / 21.6 cm)
Panel Weight	3.1 lbs (1.4 kg) per panel
Panels / Box	22 pcs/box
Coverage	Approx. 100 sq. ft. (9.3 m ²) per box
Installation	Horizontal — full facade or accent zones

* Blended finishes combine two colour tones within each shake for a rich, layered appearance.

RS8-SO

RS8 Solid

The Rough Sawn 8" Shake panel offers the authentic detail of Rough Sawn Cedar. Single solid colour throughout for a clean, consistent look — ideal for bold modern designs.



Length	95.3" exp. / 96.5" full (241.9 cm / 245.1 cm)
Height / Width	6.6" exp. / 8.5" full (16.8 cm / 21.6 cm)
Panel Weight	3.1 lbs (1.4 kg) per panel
Panels / Box	22 pcs/box
Coverage	Approx. 100 sq. ft. (9.3 m ²) per box
Installation	Horizontal — full facade or accent zones

* Solid colours available in 11 options. Corner dimensions: 4.5" x 13.6" exp. / 4.5" x 15.2" full | 5 corners per box.

Certifications & Testing Standards

NovikShake RS8 8" Cedar Shake meets or exceeds the following Canadian and international performance standards.

<ul style="list-style-type: none"> ● CCMC 13420-R — National Building Code of Canada compliance
<ul style="list-style-type: none"> ● ICC-ES — International Code Council Evaluation Service approval
<ul style="list-style-type: none"> ● TDI Approvals — Texas Department of Insurance wind resistance
<ul style="list-style-type: none"> ● Lifetime Limited Warranty

Compatible Accessories

Universal Starter Strip

For all RS8 profiles
Sets the first row of NovikShake RS8 at the correct angle. Ensures a level, uniform installation from the base row up.

NovikTrim J-Channel

For openings and edges
Used around windows, doors, and all perimeter edges. Provides a clean, finished look and protects panel ends. Installation video available from Novik — ask us for the link.

Stain Natural Outside Corner

4.5" exp. / 4.5" full x 13.6" exp. / 15.2" full — 5 pcs/box
Outside corner trim precisely matched to RS8 Stain Natural. Exposed: 4.5" x 13.6" | Full: 4.5" x 15.2" | 5 corners per box.

Blended Outside Corner

4.5" exp. / 4.5" full x 13.6" exp. / 15.2" full — 5 pcs/box
Outside corner trim matched to RS8 Blended (Weathered Blend, Cedar Blend, Canyon Blend). Exposed: 4.5" x 13.6" | Full: 4.5" x 15.2" | 5 corners per box.

Solid Outside Corner

4.5" exp. / 4.5" full x 13.6" exp. / 15.2" full — 5 pcs/box
Outside corner trim available in all RS8 Solid colours. Exposed: 4.5" x 13.6" | Full: 4.5" x 15.2" | 5 corners per box.

Installation Guide

- 1 Start at the lowest point and work upward, left to right. Use a Universal Starter Strip on all first rows to ensure correct panel angle.
- 2 Use non-corrosive (aluminum or galvanized) roofing nails: minimum 1-1/2" (3.81 cm) penetration into solid wood substrate. Nail at every stud — minimum 16" (40.64 cm) o.c. intervals.
- 3 Temperature adjustment is required: above 60°F (15°C) — position panel to the right stopper; between 20°–60°F slide panel to the temperature line; below 20°F (-7°C) — add 1/8" (3 mm) right of the cold line. Never force panels tight — polymer expands and contracts.
- 4 Outside corners: install Outside Corner trim first, then butt siding panels snugly to the corner. Stagger joints row to row — never align vertical panel joints between adjacent rows.
- 5 On masonry or furring walls: install 1" x 3" (2.54 cm x 7.62 cm) wood furring strips at max 8" (20.32 cm) o.c. vertically. One furring strip must align behind every nail hole.
- 6 Care & cleaning: NovikShake RS8 requires no painting, caulking, or sealing. Clean with mild soap and water using a soft cloth or low-pressure wash. Avoid abrasive cleaners or high-pressure washing directly at panel edges.



NOVIK

Ready to order?

Submit your spec list and we'll respond with pricing and availability - usually within one business day.

WEB

promaterials.ca

PHONE

(905) 836-7272

EMAIL

info@promaterials.ca

ADDRESS

Unit 5, 1235 Journey's End Cir, Newmarket, ON